




Going Places

Student Book

3




Mc
Graw
Hill
Education

Jeanette Greenwell • Stephen Lawrence

Contents

	Syllabus	iv
	Meet the Friends	vi
	Setting	1
	Let's Remember	2
Starter	Days of the Week	3
Unit 1	Going to Camp	4
Unit 2	Going to the Rain Forest	8
Unit 3	Making a Movie	12
	Review 1	16
	Cross-curricular 1: Math	18
Unit 4	The Art Class	20
Unit 5	A Visit to the Doctor	24
Unit 6	The Talent Show	28
	Review 2	32
	Cross-curricular 2: Language Arts	34
Unit 7	A Trip to Town	36
Unit 8	Going on a Field Trip	40
Unit 9	Going Home	44
	Review 3	48
	Cross-curricular 3: Science	50
	Culture 1: Children's Day	52
	Culture 2: Mother's Day	53
	Rain Forest Fact File	54
	Word List	56



Syllabus

Language	Vocabulary	Functions	Phonics
Unit 1 Going to Camp			
Possessives: <i>Whose compass is it?</i> <i>It's Anna's.</i> <i>Whose boots are they?</i> <i>They're Sam's.</i>	Camping equipment: map, tent, knife, boots, watch, camera, compass, flashlight	Asking and answering about possessions: <i>Whose camera is it?</i> <i>I don't know. Maybe it's Ben's.</i> Apologizing: <i>You have my flashlight.</i> <i>Sorry. Here you are.</i>	ch- cheese, check sh- ship, sheep ph- phone, photo wh- whale, white
Unit 2 Going to the Rain Forest			
Word order: Adjective + noun <i>It's a green beetle.</i> <i>Look! Three black spiders!</i>	Rain forest animals: ant, frog, snake, sloth, monkey, spider, beetle, toucan	Asking and answering about origin: <i>Where are you from?</i> <i>I'm from China.</i> <i>I'm from the United States.</i> Asking and answering about where someone lives: <i>Where do you live?</i> <i>I live in Beijing.</i>	th (voiced) this, that, mother th (unvoiced) third, think, math
Unit 3 Making a Movie			
Present continuous, affirmative and negative: <i>Jess is writing a script.</i> <i>They aren't in the movie now. They're eating lunch.</i>	Verbs: eat (lunch), take (a photo), read (a book), swim, drink (water), write (a script), make (a movie), climb (a tree)	Asking and answering about what someone is doing: <i>What's Jake doing?</i> <i>He's making a movie.</i> Drawing attention: <i>Look at me! I'm swimming!</i>	kn- knock, knife wr- write, wrist -ck duck, back -ng ring, king
Review 1			
Cross-curricular 1: Math			
Unit 4 The Art Class			
Present continuous interrogative: <i>Is Jess drawing a butterfly?</i> <i>Yes, she is.</i> <i>Are Ben and Anna drawing a river?</i> <i>No, they aren't.</i>	Nature: tree, plant, cloud, river, flower, mountain, waterfall, butterfly	Asking and answering about who is doing something: <i>Who's drawing a butterfly?</i> <i>Jess is.</i> Giving and receiving compliments: <i>Wow! Your picture is very good!</i> <i>Thank you.</i>	bl- black, blue cl- clap, clock fl- flag, fly gl- glue, glass pl- plate, play
Unit 5 A Visit to the Doctor			
Present <i>have / has</i> : <i>I have a headache and a rash.</i> <i>She has a cough.</i>	Ailments: cold, rash, fever, cough, earache, headache, toothache, stomachache	Asking and answering about health: <i>What's the matter?</i> <i>I don't feel well.</i> <i>Poor you.</i> Asking when something can be done: <i>When can I see the doctor?</i> <i>You can see the doctor at two o'clock.</i>	br- brick, bride cr- crab, cry dr- draw, dress fr- frog, frame gr- grass, green pr- princess, present

Language	Vocabulary	Functions	Phonics
----------	------------	-----------	---------

Unit 6 The Talent Show

<p>Can / can't: Sam can tell jokes. Anna can't sing.</p>	<p>Verbs: act, sing, dance, juggle, tell (jokes), do (magic tricks), play (the piano), play (the violin)</p>	<p>Asking and answering about abilities: <i>What can you do?</i> <i>I can play the piano.</i> <i>Can you juggle?</i> <i>Yes, I can. / No, I can't.</i></p>	<p>sc- scale, scone sk- sky, skip sl- sleep, slide sp- spot, spell</p>
--	--	--	--

Review 2

Cross-curricular 2: Language Arts

Unit 7 A Trip to Town

<p>Prepositions of place: <i>next to / between / opposite:</i> <i>Where's the supermarket?</i> <i>It's between the bookstore and the hotel.</i> <i>The bakery is opposite the park.</i></p>	<p>Places in a town: bank, park, hotel, bakery, hospital, bookstore, restaurant, supermarket</p>	<p>Asking for and giving directions: <i>Excuse me. Where's the restaurant?</i> <i>It's on Red Street. It's next to the bank.</i> <i>Thank you.</i> <i>You're welcome.</i></p> <p>Asking someone to do something: <i>I need to go to the hospital. Do you want to come with me?</i> <i>Sure.</i></p>	<p>sm- smile, smell sn- snow, snake squ- square, squid st- stop, stamp sw- swing, swim</p>
---	--	---	---

Unit 8 Going on a Field Trip

<p>Future affirmative <i>going to</i>: <i>We're going to travel by bus.</i> <i>We're going to explore caves.</i></p>	<p>Activity verbs: travel (by bus), go hiking, study (bugs), sleep (in tents), explore (caves), cook (our food), fish (in the river), go canoeing</p>	<p>Talking about future plans: <i>What are we going to do?</i> <i>We're going to sleep in tents.</i></p> <p>Express feelings and agree: <i>I'm very excited!</i> <i>So am I!</i></p>	<p>shr- shrimp, shrink spl- splash, split spr- spray, spring str- straw, string</p>
--	---	--	---

Unit 9 Going Home

<p><i>Going to</i> interrogative: <i>Is Ben going to buy a necklace for his mother?</i> <i>No, he isn't.</i></p>	<p>Presents: mug, ring, wallet, poster, T-shirt, key chain, necklace, bookmark</p>	<p>Asking and answering about intentions: <i>Is Anna going to buy a mug for her father?</i> <i>Yes, she is. / No, she isn't.</i></p> <p>Giving something and thanking politely: <i>This is for you.</i> <i>Thank you. It's really nice.</i></p> <p>Warning: <i>We're late. Hurry up!</i></p>	<p>thr- three, throw, throat tr- tree, train, truck tw- twig, tweet, twist</p>
--	--	--	---

Review 3

Cross-curricular 3: Science

Meet the Friends

Jess

Sam

Anna

Ben

Binky





Let's Remember

4



Listen and point.



5



Listen and repeat.

2



Days of the Week



Listen, point, and sing.



Monday

Tuesday

Wednesday

Thursday

Friday

Saturday

Sunday

Monday

Tuesday

Wednesday

Thursday

Friday

Saturday

Sunday

*Days of the week, days of the week,
These are the days of the week.
Days of the week, days of the week,
These are the days of the week.*



Listen and say.




Going to Camp

1

Whose compass is it?


It's Anna's.



3

Whose camera is it?


I don't know.
Maybe it's Ben's.



Sorry. Here you are.



Conversation Place



A Look and talk.

B Conversation

- 9 1. Listen and point.
- 10 2. Listen and repeat.
- 11 3. Chant. 12

- Whose compass is it?
It's Anna's.
- Whose boots are they?
They're Sam's.
- Whose camera is it?
I don't know. Maybe it's Ben's.
- You have my flashlight.
Sorry. Here you are.

4. Role-play.

C Words

13 Look, listen, and say.



map



tent



knife



boots



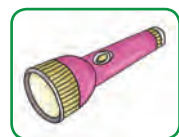
watch



camera



compass



flashlight

Phonics Place



Look, listen, and repeat.

ch-




cheese




check

sh-



ship




sheep

ph-



phone



photo

wh-



whale



white

Grammar Place




Listen, point, and sing.



Whose? Whose? Whose?
Whose compass is it?
It's Anna's. It's Anna's. It's Anna's.

Whose? Whose? Whose?
Whose boots are they?
They're Sam's. They're Sam's. They're Sam's.

Whose? Whose? Whose?



Look and say.

Whose compass **is it**?
Whose boots **are they**?

It's Anna's.
They're Sam's.



Whose? → 's

Story Place



Listen and read.

Binky's Rain Forest Adventure 1



Come here, Binky.
Let's walk!

Tommy! Look!
I see a red
flashlight. I see
two pink boots.

Whose flashlight is it?

It's Betty's.

Whose boots are they?

Maybe
they're
Betty's.

I have my compass,
and I have my watch.
I have my camera, too.

I don't have my
flashlight! Oh no!
Where are my boots?

You have my
boots! You have
my flashlight!

Sorry. Here you are.

Don't worry, Betty.
Binky is my friend.



Act it out.

Go to Reading Place 3
page 2.

